

Sample Assessment Script: Onset/Rime





Goal of the assessment: Show the student’s ability to blend the first sound in the word (onset) and the rest of the word (rime).




Materials:

Cut-out circles and wedges of differing colors:



Note: Do not use the same color circle and wedge together.

<p>Teacher: The red circle represents the ending sound /ag/. What sound?</p> <p>Student: /ag/</p>	
<p>Teacher: Great listening. Watch as I move a wedge into the circle. Listen carefully. /b/ /ag/ bag. Will you make the sounds with me and say the word.</p> <p>Teacher and student: /b/ /ag/ bag [Say the sound and pronounce the word as the wedge is moved into the circle.]</p>	
<p>Teacher: Now you will show me the some words. You will say the sound of the beginning sound (onset) and the ending (rime), as you move the wedge into the circle.</p>	
<p>Teacher: The green circle represents /an/. What is the sound?</p> <p>Student: /an/</p>	
<p>Teacher: Now show the word /f/ /an/</p> <p>Student: [moves a wedge into the circle while saying] /f/ /an/ “fan”</p>	

<p>Teacher: Remove your wedge. The green circle represents what sound? Student: /an/</p>	
<p>Teacher: Now show me the word /p/ /an/ Student: [moves a different colored wedge into the circle while saying] /p/ /an/ “pan”</p>	
<p>Teacher: Let’s use our blue circle to practice a some other rhyming words. The blue circle represents the /ig/ sound. What sound? Student: /ig/ [Follow the procedure given above with 3-4 /ig/ words, such as <i>pig, big, fig, wig, dig, rig</i>]</p>	
<p>Laying materials aside, have students respond to a few additional examples of onset and rime.</p> <p>Teacher will say the onset and then the rime—student will repeat the onset-rime and then blend, pronouncing the word as a complete unit.</p> <p><i>Example words:</i> /b/ /and/ /s/ /ag/ /f/ /ig/ /m/ /at/</p> <p>The student’s level of ease and accuracy in completing this activity with the teacher will clearly indicate the student’s understanding of onset and rime.</p>	